



**BEFORE YOUR  
K&K PRODUCTIONS  
PHOTOGRAPHER ARRIVES**

## **GENERAL**

- ☐ Thoroughly clean whole house (vacuum carpet, mop hard floors, clean counter tops)
- ☐ Thoroughly clean windows
- ☐ Consider removing any damaged window screens
- ☐ Turn all overhead lights and lamps ON
- ☐ Replace all burned out light bulbs
- ☐ Use bulbs of the same color temperature
- ☐ Turn all ceiling fans OFF (or LOW if possible)
- ☐ Turn all TVs OFF
- ☐ Turn all computer screens OFF
- ☐ Open blinds/window treatments as much as possible to accentuate views
- ☐ Remove personal photographs (or replace with generic photographs)
- ☐ Make all beds
- ☐ Remove small floor rugs to reveal actual flooring
- ☐ Place all shoes/jackets in closets

## **FRONT EXTERIOR**


- ☐ Close Garage Doors
- ☐ Remove all vehicles from driveway and front of home
- ☐ Remove empty planters
- ☐ Use broom to remove cobwebs from eaves and door frames
- ☐ Remove visible water hoses
- ☐ Remove toys, sports balls, basketball goals, soccer goals, etc
- ☐ Hide trash and recycle bins in garage if possible

## **LIVING ROOM**

- ☐ Remove stacks of magazines, papers, mail, etc.
- ☐ De-clutter fireplace mantel/hearth (no more than 5 items, including art)
- ☐ Clean interior of fireplace and re-paint if needed
- ☐ Do NOT light fire for photos. We will do that digitally!
- ☐ Fluff and arrange furniture pillows
- ☐ Remove kids toys

## **MASTER BEDROOM**

- ☐ Make bed, including decorative pillows/shams if available
- ☐ Press bed linens and bed skirts
- ☐ Clear nightstands of all personal items
- ☐ Store away phone/tablet charging cables
- ☐ Remove all clutter from top of dressers
- ☐ Remove family photos from walls
- ☐ Clean under bed, removing items that may show in the video




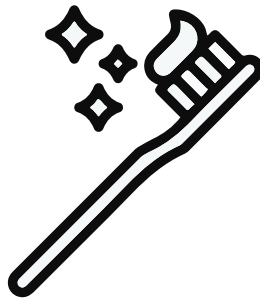
### **KITCHEN**

- ☐ Clear counter tops completely. No knife blocks, baking supplies, mail, etc.
- ☐ Leave out max of one small appliance (ex. coffee maker)
- ☐ Clear outside of refrigerator of magnets, papers, photos, etc.
- ☐ Hide garbage cans in pantry or closet
- ☐ Remove dishes from sink, counter, etc and place in dishwasher

### **DINING ROOM**

- ☐ Clear table, dust and polish the table top
- ☐ Use decorative place setting if available
- ☐ Feature one center piece such as a bouquet of flowers or a sculpture
- ☐ Straighten all chairs and space them evenly
- ☐ Remove child seats/booster chairs





### **BATHROOMS**

- ☐ Clear counter tops completely. No soap, toothbrushes, medications, deodorant, etc.
- ☐ Put toilet seats down
- ☐ Close closet doors
- ☐ Remove shampoo, soap, loofahs, etc. from showers and tubs
- ☐ Remove dirty towels - leave out only new, unused towels

### **BACKYARD**

- ☐ Clean porch, tidy up outdoor tables/chairs/cushions
- ☐ Pillows/cushions should be fresh, not faded
- ☐ Clear out kids toys, balls, frisbees, etc.
- ☐ Clean pool
- ☐ Remove pool vacuum/cleaner hose
- ☐ Hide pool cleaning supplies
- ☐ Turn on pool fountains/water features
- ☐ Remove visible water hoses
- ☐ Remove trash cans
- ☐ Remove grill cover(s) and have grill clean

### **PETS**

- ☐ Place food and water bowls in pantry or closet
- ☐ Place pet beds/toys in pantry or closet
- ☐ Use lint roller on furniture to remove pet hair
- ☐ Contain pets in hidden crate or outside
- ☐ Clear back yard of pet waste/toys

